

## Investment Strategy

The Sub-Fund's objective is to outperform the €STR index + 250 bps over a rolling 2-year period, combining income and capital appreciation. The investment universe of the Sub-Fund is independent and not constrained by any benchmark, consequently the Sub-Fund is actively managed and invests primarily in debt instruments issued by the governmental entities, national, public and financial entities or corporations, variable rates, fixed or indexed denominated in all currencies. The securities selected may be of various maturities, from all geographical areas. The Sub-Fund is built with an active management process that evolves according to market developments. The Investment Manager seeks to identify global trends and investment opportunities through the ongoing assessment of several factors, including macroeconomic and microeconomic fundamentals, market sentiment, monetary and fiscal policies, and valuation indicators.

## Net Returns\*

Return	Fund
1 Month	<b>0.28%</b>
3 Months	<b>- 0.22%</b>
1 Year	<b>2.86%</b>

\*The performance is net of fees and extracted from UCITS Fund Performance

## Metrics

Return	Fund
Volatility	<b>2.50%</b>
Max Drawdown	<b>-9.31%</b>
Sharpe Ratio (1 Year)	<b>-0.18</b>
Sharpe Ratio (2021)	<b>2.88</b>
Weighted Yield	<b>3.06%</b>
Weighted Coupon	<b>3.727</b>
Weighted Duration	<b>3.767</b>

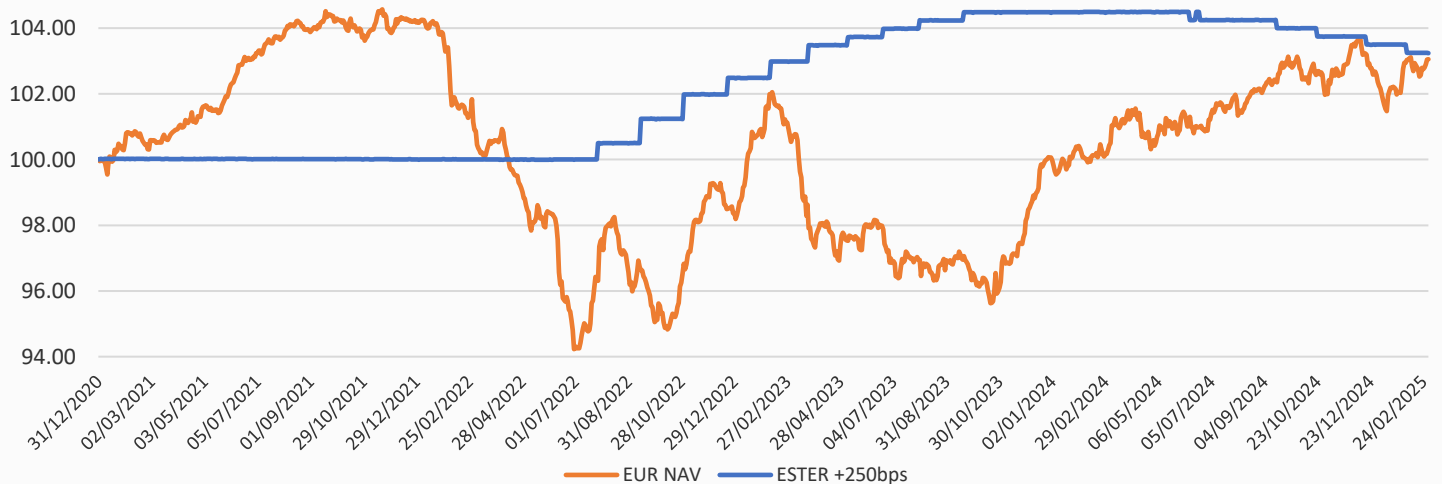
## Monthly Net Performance

	Jan	Feb	Mar	Apr	May	Jun	Jul	Aug	Sep	Oct	Nov	Dec	YTD
<b>2019*</b>	1.02%	0.68%	-0.96%	4.29%	-3.12%	2.12%	0.71%	3.74%	-1.74%	5.46%	4.23%	1.76%	19.35%
<b>2020*</b>	3.50%	1.76%	-7.50%	9.64%	1.02%	1.93%	0.30%	0.04%	0.69%	1.25%	2.63%	1.62%	17.34%
<b>2021</b>	<b>0.29%</b>	<b>0.02%</b>	<b>0.62%</b>	<b>0.67%</b>	<b>0.29%</b>	<b>1.21%</b>	<b>0.55%</b>	<b>0.22%</b>	<b>0.35%</b>	<b>-0.49%</b>	<b>0.10%</b>	<b>0.27%</b>	<b>4.16%</b>
<b>2022</b>	<b>-0.84%</b>	<b>-1.83%</b>	<b>-0.76%</b>	<b>-1.80%</b>	<b>-0.44%</b>	<b>-3.62%</b>	<b>2.84%</b>	<b>-0.97%</b>	<b>-1.51%</b>	<b>1.48%</b>	<b>2.41%</b>	<b>-0.67%</b>	<b>-5.73%</b>
<b>2023</b>	<b>2.67%</b>	<b>0.13%</b>	<b>-3.09%</b>	<b>-0.44%</b>	<b>0.60%</b>	<b>-1.01%</b>	<b>0.05%</b>	<b>-0.10%</b>	<b>-0.40%</b>	<b>-0.28%</b>	<b>2.05%</b>	<b>1.85%</b>	<b>1.90%</b>
<b>2024</b>	<b>0.35%</b>	<b>-0.23%</b>	<b>1.31%</b>	<b>-1.05%</b>	<b>0.47%</b>	<b>-0.03%</b>	<b>1.03%</b>	<b>0.20%</b>	<b>0.88%</b>	<b>-1.00%</b>	<b>1.28%</b>	<b>-0.59%</b>	<b>2.61%</b>
<b>2023</b>	<b>0.09%</b>	<b>0.28%</b>											<b>0.37%</b>

\*Performance since the implementation of the investment strategy on discretionary mandates

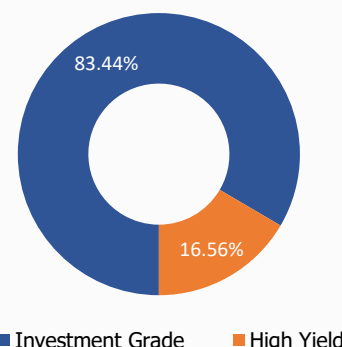
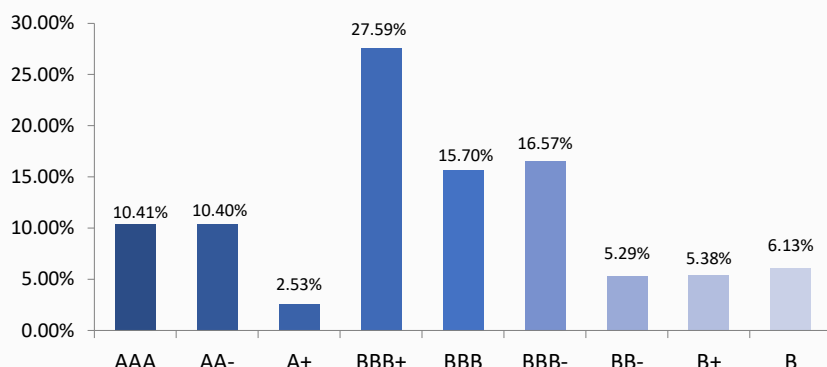
## Net Cumulative Performance (since inception 04 Jan 2021)

MACAM Credit Select EUR

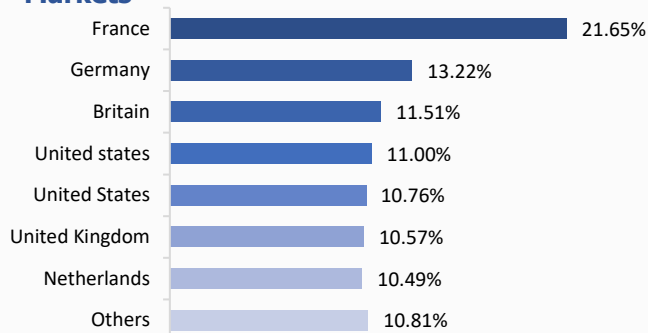


## Portfolio Holdings Exposure (as of 28<sup>th</sup> February 2025)

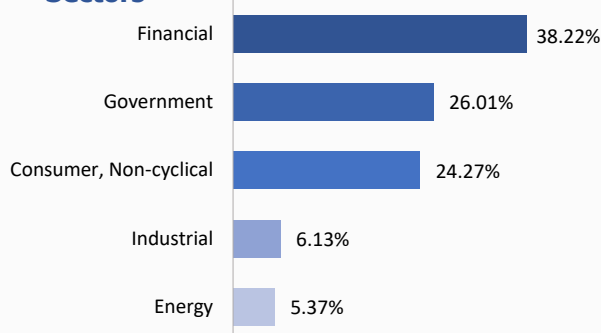
### Ratings



### Markets



### Sectors



### Net Currency

Currency	Weight
EUR	82.88%
GBP	6.13%
USD	11.00%

### Top 6 Holdings (as of 28<sup>th</sup> February 2025)

Issue	Maturity	Rating	Weight
FRTR 2.75 02/25/29	2029	AA-	8.52%
HTHROW 6.625 03/01/31	2031	B	5.02%
TKOPF 6.625 03/14/30	2030	BBB-	4.79%
JYBC 5.125 05/01/35	2035	BBB	4.47%
NDB 5.625 08/23/34	2034	BBB+	4.43%
CMARK 4.81 05/15/35	2035	BBB+	4.42%

### Risk Profile



\*The risk number shown is not guaranteed and may change over time  
 \*\*The lowest risk number does not mean risk free

<b>Minimum Investment</b>	100,000	<b>Fund Domiciliation</b>	Luxembourg
<b>Base Currency</b>	EUR & USD Hedged	<b>Investment Manager</b>	MAC Asset Management Ltd
<b>Management Fee</b>	1.5% p.a.	<b>Bloomberg ticker</b>	ARMCSEA LX (EUR) / ARMCSUA LX (USD)
<b>Performance Fee</b>	20% (high watermark)	<b>Fund Administrator</b>	Caceis Investor and Treasury Services
<b>Entry Fee / Exit Fee</b>	up to 2% / up to 1%	<b>Management Company</b>	Lemanik Asset Management S.A.
<b>Liquidity</b>	Daily	<b>Portfolio Manager</b>	Julien Da Teresa
<b>Investment Style</b>	Long Only Fixed-Income	<b>Analyst</b>	Oliver Chung
<b>Regional Exposure</b>	Global		

**Disclaimer** This document was prepared by MAC Asset Management Ltd (MAC AM). MAC AM is a limited company, registered in England & Wales, and is authorised by the Financial Conduct Authority (no. 752141) of the United Kingdom. The information in any document is not intended as financial advice and is intended for professional clients only with appropriate investment knowledge and ones that MAC AM is satisfied to meet the regulatory criteria to be a "Professional Client" as defined under the Rules & Regulations of the FCA. Moreover, none of the document is intended as a prospectus within the meaning of the applicable laws of any jurisdiction and none of the document is directed to any person in any country in which the distribution of such report is unlawful. Any document provides general information only. Past performance is not indicative of future results. The Sub-Fund is subject to the risk of Transferable Securities investment. The price of the shares and the income from them may fall as well as rise. Accordingly, there is no guarantee that investors will recover the total amount initially invested. There can be no assurance that the Sub-Fund will achieve its objectives.